

**September 16, 2013**

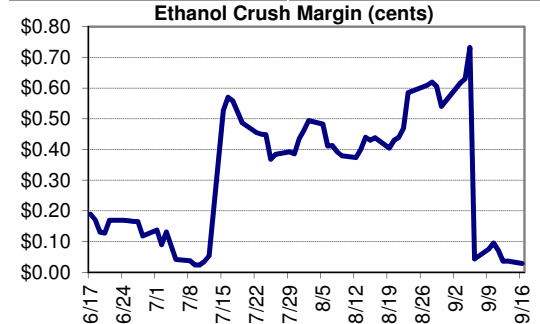
**Trend: Lower**

**Reason: Beans leads the pull back in Grain; Corn/Wheat turn negative late in the day**

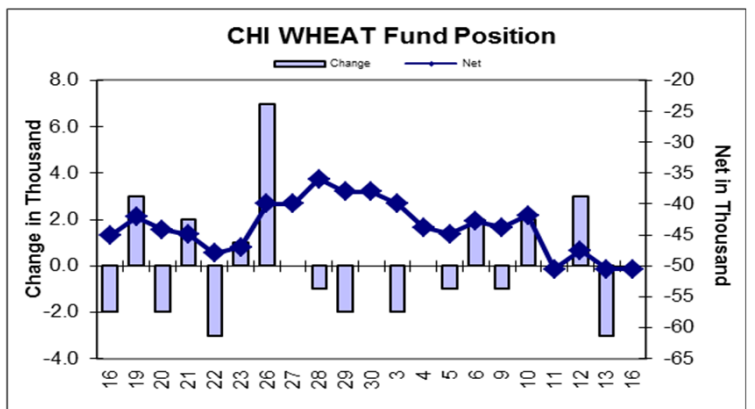
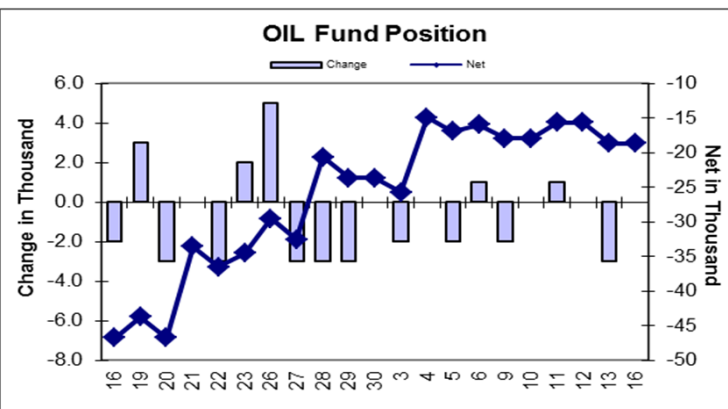
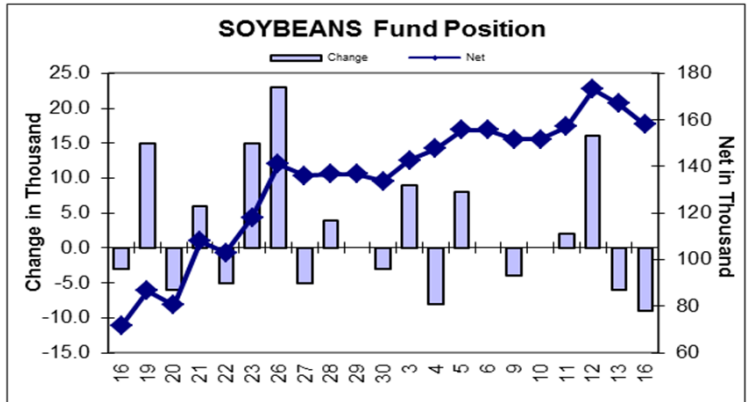
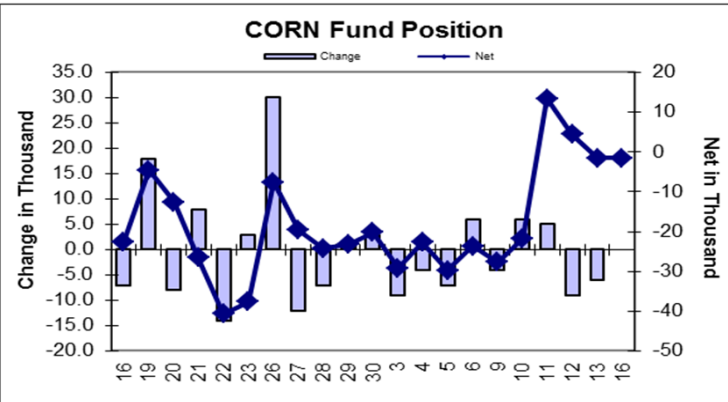
| 9/16        | Close   | Chg    | % Chg  | Daily High | Daily Low | Contract High | Contract Low |
|-------------|---------|--------|--------|------------|-----------|---------------|--------------|
| <b>CZ3</b>  | 456.50  | -2.50  | -0.5 % | 462.00     | 454.00    | 665.00        | 401.00       |
| <b>CH4</b>  | 469.00  | -2.50  | -0.5 % | 474.25     | 466.50    | 671.00        | 459.00       |
| <b>CK4</b>  | 477.25  | -2.25  | -0.5 % | 482.25     | 474.75    | 676.50        | 467.50       |
| <b>SX3</b>  | 1348.25 | -33.25 | -2.4 % | 1375.25    | 1342.75   | 1409.75       | 919.00       |
| <b>SF4</b>  | 1348.25 | -31.50 | -2.3 % | 1374.00    | 1343.50   | 1409.75       | 1141.75      |
| <b>WZ3</b>  | 641.25  | -0.25  | 0.0 %  | 648.75     | 638.50    | 913.00        | 635.50       |
| <b>WH4</b>  | 652.00  | -0.25  | 0.0 %  | 659.50     | 649.25    | 912.25        | 647.75       |
| <b>MWZ3</b> | 701.75  | -4.00  | -0.6 % | 710.25     | 701.00    | 965.25        | 701.00       |
| <b>KWZ3</b> | 689.75  | -2.25  | -0.3 % | 696.25     | 689.00    | 952.50        | 687.75       |
| <b>SMZ3</b> | 428.50  | -14.30 | -3.2 % | 442.10     | 425.50    | 451.20        | 288.70       |
| <b>BOZ3</b> | 42.37   | -0.19  | -0.4 % | 42.68      | 42.11     | 57.46         | 41.85        |
| <b>CLV3</b> | 106.15  | -2.06  | -1.9 % | 108.00     | 106.10    | 112.24        | 82.06        |
| <b>USD</b>  | 81.26   | -0.19  | -0.2 % | 81.31      | 80.97     | 84.97         | 80.44        |

**Funds**

|                |         |                   |         |
|----------------|---------|-------------------|---------|
| <b>Corn</b>    | -1,554  | <b>Soyoil</b>     | -18,683 |
| Change         | 0       | Change            | 0       |
| <b>Beans</b>   | 167,151 | <b>Chi. Wheat</b> | -50,524 |
| Change         | -9,000  | Change            | 0       |
| <b>Soymeal</b> | 73,197  | <b>KC Wheat</b>   | 14,279  |
| Change         | -3,000  | Change            | 0       |



**Late News: Traders were seen unwinding their long Beans short Corn positions when the session began Monday, as Beans started the week taking a leg lower. Equities were higher today, while Energies saw a small bid in the morning, but turned around and gave it up in the afternoon.**



This material should be construed as market commentary, merely observing economic, political and/or market conditions, and not intended to refer to any particular trading strategy, promotional element or quality of service provided by FCStone, LLC. FCStone, LLC is not responsible for any redistribution of this material by third parties, or any trading decisions taken by persons not intended to view this material. Information contained herein was obtained from sources believed to be reliable, but is not guaranteed as to its accuracy. Contact FCStone designated personnel for specific trading advice to meet your trading preferences. These materials represent the opinions and viewpoints of the author, and do not necessarily reflect the viewpoints and trading strategies employed by FCStone, LLC.